



Delaware Weekly Influenza Surveillance Report

Week 49 (December 5 – December 11, 2010)

Delaware Division of Public Health

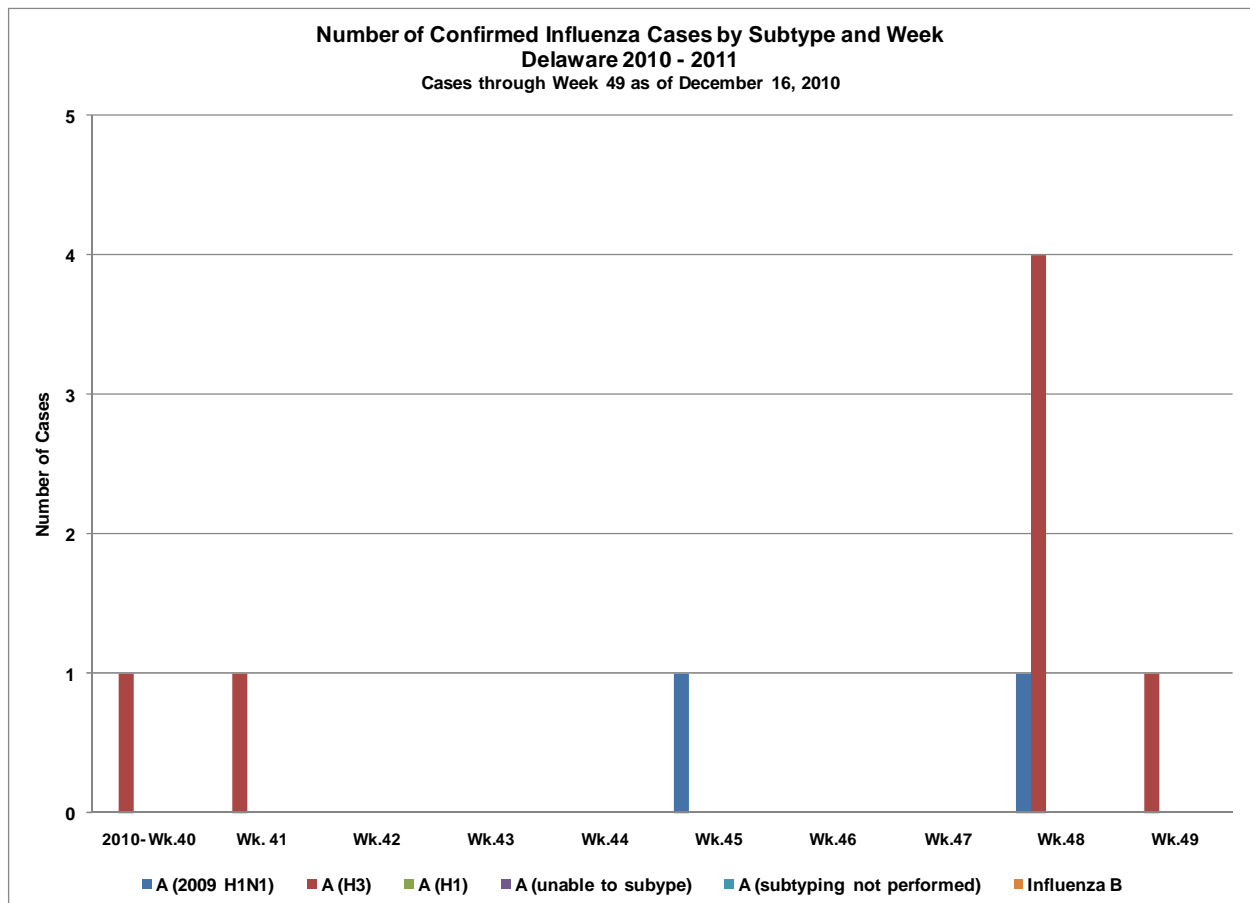
National Synopsis-2010-2011:

NOTE: National data is updated Friday of each week. Please visit <http://www.cdc.gov/flu/weekly/> for the most current information.

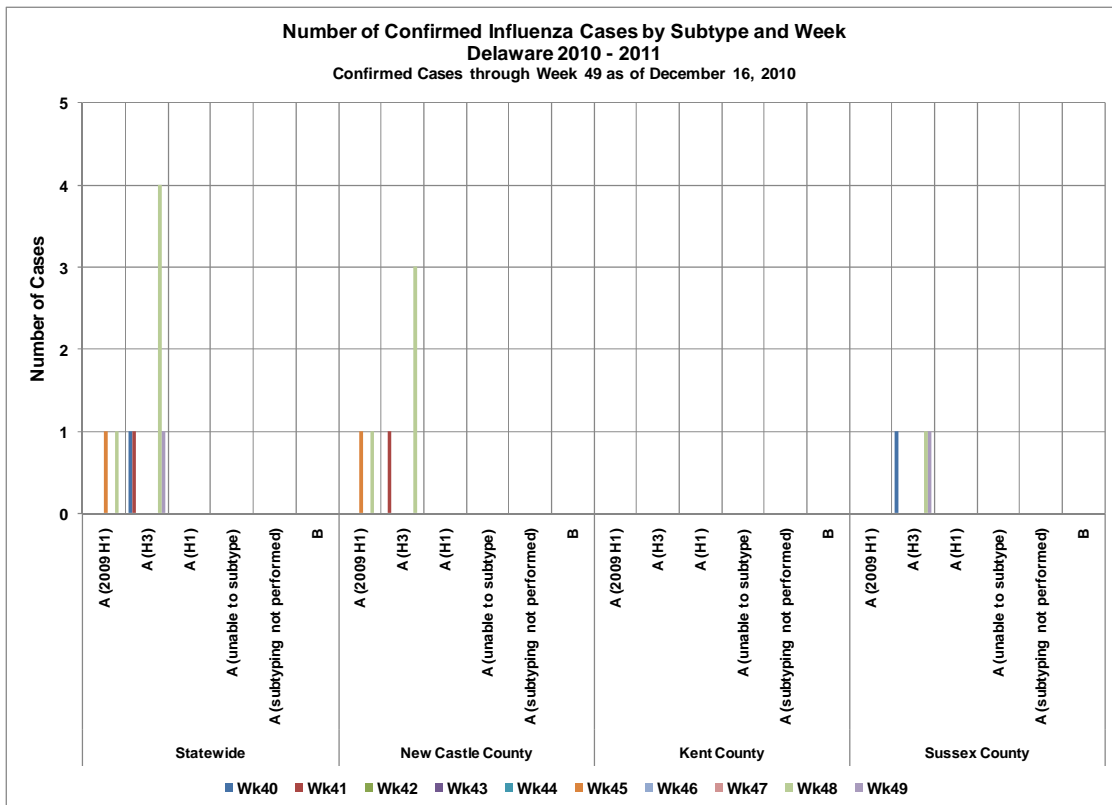
Delaware Influenza Surveillance-2010-2011:

†Influenza Positive and Confirmed Cases Reported During Week 49 (Week ending December 11, 2010)

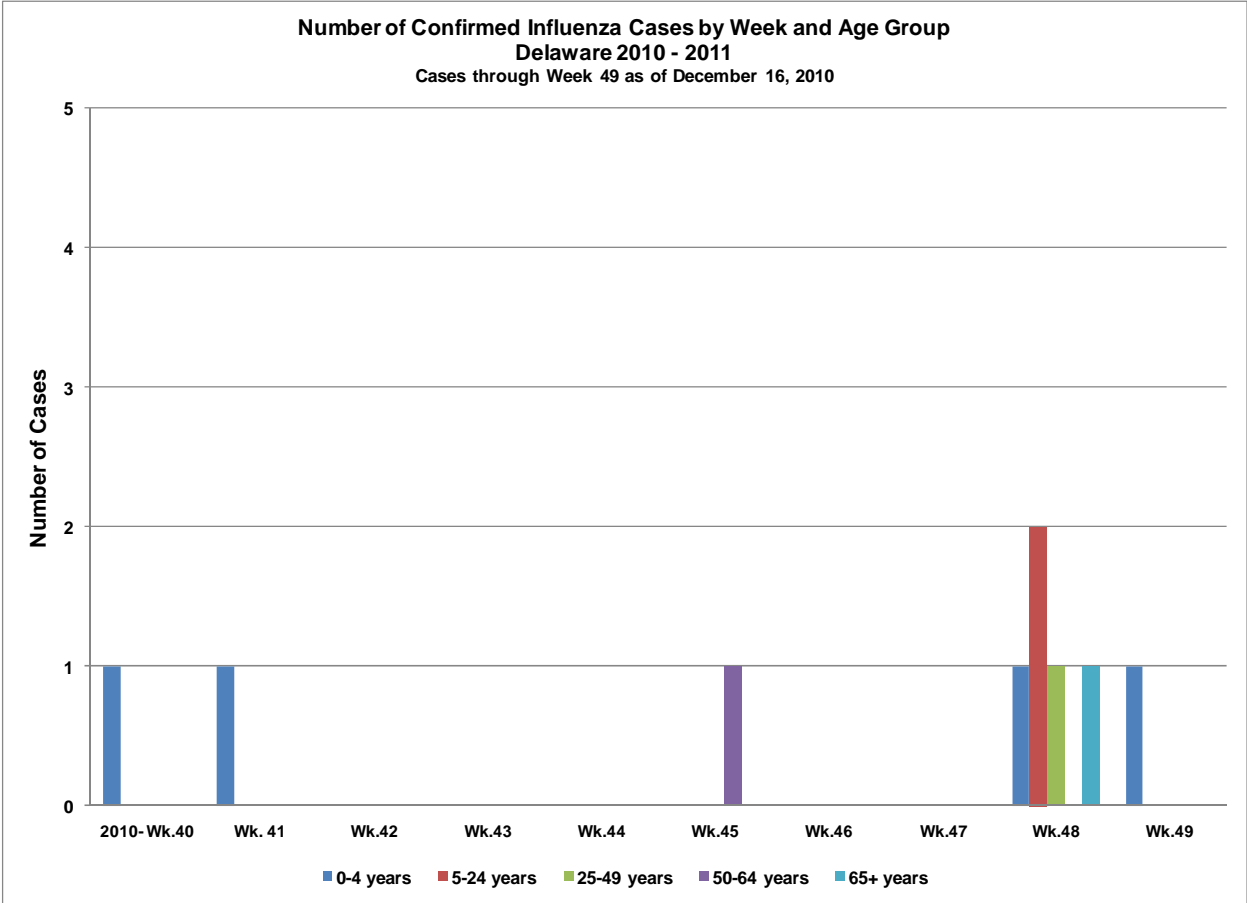
Laboratory Specimens Positive for Influenza by Type	Week 48	Week 49	Cumulative as of Week 49
Flu type A			
A (2009 H1N1)	1	0	2
A (H3)	4	1	7
A (H1)	0	0	0
A (unable to subtype)	0	0	0
A (subtyping not performed)	0	0	0
Flu type B	0	0	0



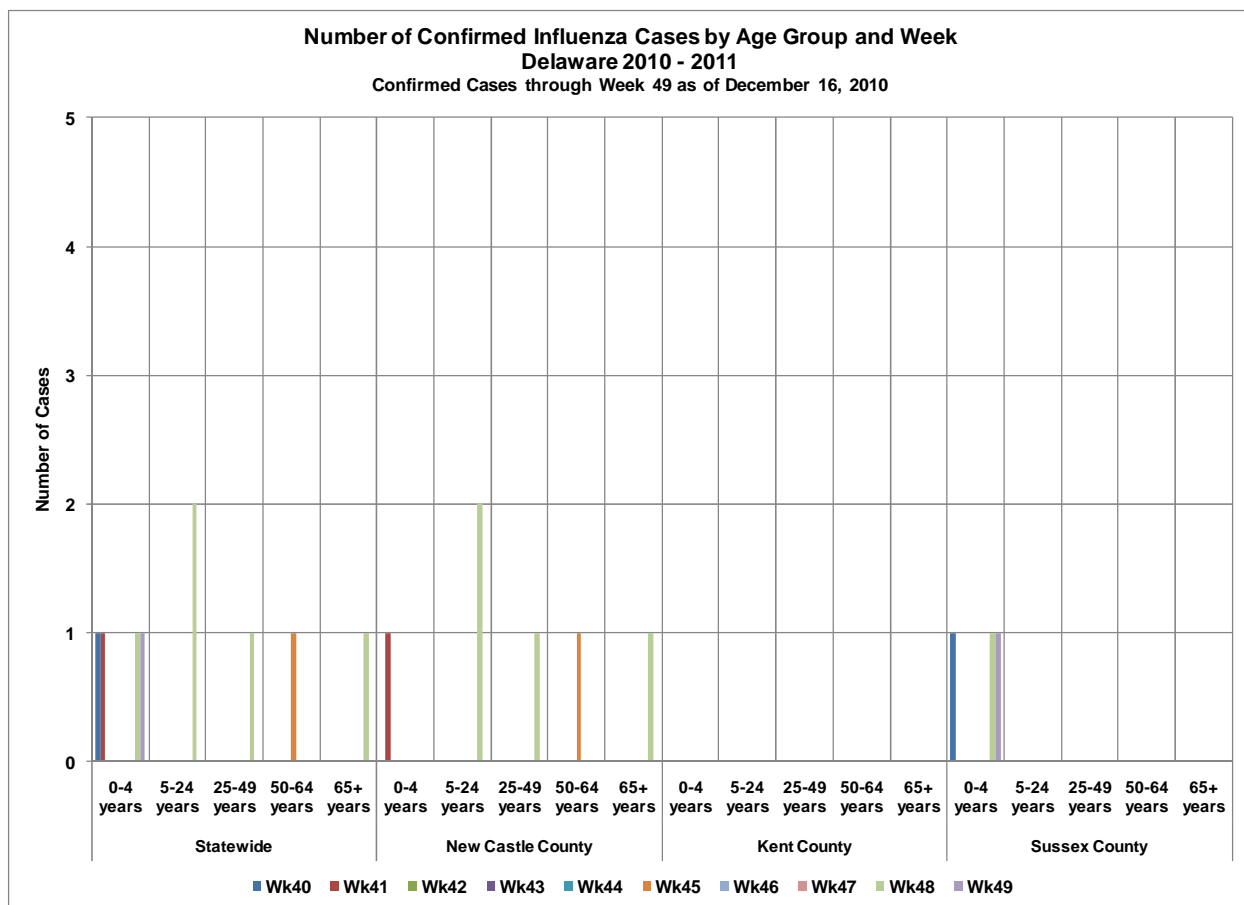
Total Laboratory Confirmed Cases by Type and County	Week 48	Week 49	Cumulative as of Week 49
New Castle County			
Flu type A			
A (2009 H1N1)	1	0	2
A (H3)	3	0	4
A (H1)	0	0	0
A (unable to subtype)	0	0	0
A (subtyping not performed)	0	0	0
Flu type B	0	0	0
Kent County			
Flu type A			
A (2009 H1N1)	0	0	0
A (H3)	0	0	0
A (H1)	0	0	0
A (unable to subtype)	0	0	0
A (subtyping not performed)	0	0	0
Flu type B	0	0	0
Sussex County			
Flu type A			
A (2009 H1N1)	0	0	0
A (H3)	1	1	3
A (H1)	0	0	0
A (unable to subtype)	0	0	0
A (subtyping not performed)	0	0	0
Flu type B	0	0	0



Total Laboratory Confirmed Cases by Age Group	Week 48	Week 49	Cumulative as of Week 49
0 – 4 yrs	1	1	4
5 – 24 yrs	2	0	2
25 – 49 yrs	1	0	1
50 – 64 yrs	0	0	1
65+ yrs	1	0	1



Total Laboratory Confirmed Cases by Age Group and County	Week 48	Week 49	Cumulative as of Week 49
New Castle County			
0 – 4 yrs	0	0	1
5 – 24 yrs	2	0	2
25 – 49 yrs	1	0	1
50 – 64 yrs	0	0	1
65+ yrs	1	0	1
Kent County			
0 – 4 yrs	0	0	0
5 – 24 yrs	0	0	0
25 – 49 yrs	0	0	0
50 – 64 yrs	0	0	0
65+ yrs	0	0	0
Sussex County			
0 – 4 yrs	1	1	3
5 – 24 yrs	0	0	0
25 – 49 yrs	0	0	0
50 – 64 yrs	0	0	0
65+ yrs	0	0	0



Total Flu-related Hospitalizations in Delaware by Age Group	Week 48	Week 49	Cumulative as of Week 49
0 – 4 yrs	0	0	1
5 – 24 yrs	0	0	0
25 – 49 yrs	0	0	0
50 – 64 yrs	0	0	1
65+ yrs	1	0	1

Total Flu-related Hospitalizations by County and Age Group	Week 48	Week 49	Cumulative as of Week 49
New Castle County			
0 – 4 yrs	0	0	0
5 – 24 yrs	0	0	0
25 – 49 yrs	0	0	0
50 – 64 yrs	0	0	1
65+ yrs	1	0	1
Kent County			
0 – 4 yrs	0	0	0
5 – 24 yrs	0	0	0
25 – 49 yrs	0	0	0
50 – 64 yrs	0	0	0
65+ yrs	0	0	0
Sussex County			
0 – 4 yrs	0	0	1
5 – 24 yrs	0	0	0
25 – 49 yrs	0	0	0
50 – 64 yrs	0	0	0
65+ yrs	0	0	0

Total Flu-related Deaths in Delaware	Week 48	Week 49	Cumulative as of Week 49
	0	0	0

Annual Seasonal Flu Case Totals	
2004	995
2005	541
2006	508
2007	1401
2008	738
2009-2010	2, 247
2010-2011	9

* Based on patients with positive nucleic acid and viral culture test results reported to the Division of Public Health.

† Reports are by date of specimen collection, not the date the results are obtained. As a result, prior weeks may be adjusted to reflect additional cases.

§§ Confirmed Influenza cases from all reporting source (including State Lab)

NOTE: The data provided may not be a true reflection of the total number of people who have been infected with influenza virus in Delaware, chiefly due to the following:

- Many people ill with influenza-like symptoms do not seek medical care; and
- Many who do seek medical care are not tested for influenza.

Level of Influenza Activity in Delaware, Week 49:

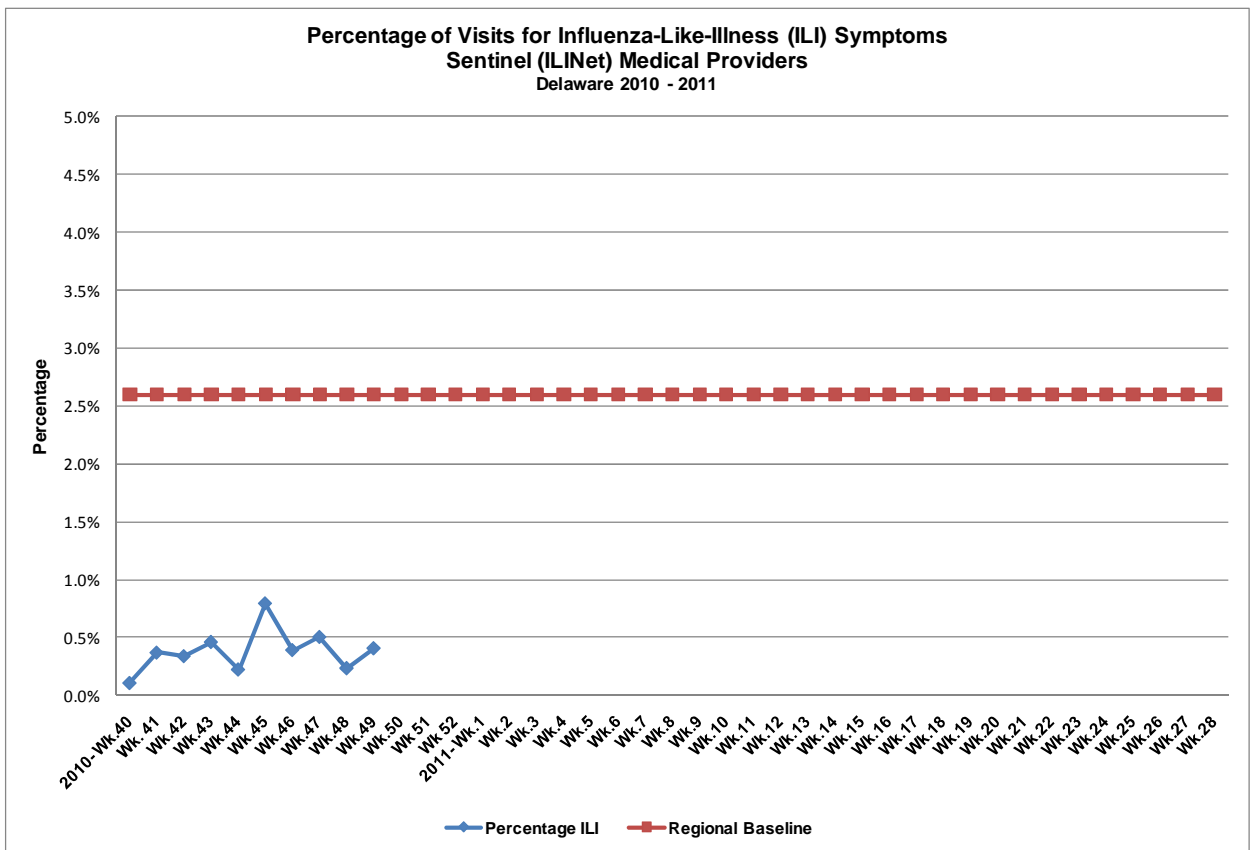
Sporadic	➔ Isolated laboratory confirmed cases OR a laboratory confirmed outbreak in one institution but no increase in reports of ILI from the regional baseline for the season.
Influenza-like illness (ILI) is defined as patients presenting with fever over 100° F, cough and/or sore throat in the absence of a known cause other than influenza.	

- ➔ **No Activity:** No laboratory confirmed cases of influenza and no increase in the number of reports of ILI above regional baseline for the season.
- ➔ **Sporadic:** Isolated laboratory confirmed cases **OR** a laboratory confirmed outbreak in one institution but no increase in reports of ILI from the regional baseline for the season.
- ➔ **Local:** Increased ILI above the regional baseline for the season in a single county; ILI activity in other counties is not increased above baseline AND recent (within the past three weeks) laboratory evidence of influenza in the county with increased ILI **OR** two or more institutional outbreaks (ILI or laboratory confirmed flu) in a single county AND recent (within the past three weeks) laboratory evidence of influenza in the county with the outbreaks; virus activity is no greater than sporadic in other counties.
- ➔ **Regional:** Outbreaks of influenza or increases in ILI and recent laboratory confirmed influenza in at least 2 but less than half the regions of the state. (This level of activity does not apply for small states with 4 or fewer regions.)
- ➔ **Widespread:** Increase in ILI reports above the regional baseline and/or institutional outbreaks of influenza (ILI or lab confirmed) AND recent (within the past 3 weeks) laboratory confirmed influenza in at least two of the three counties.

ILINet (Sentinel) Provider Surveillance Network:

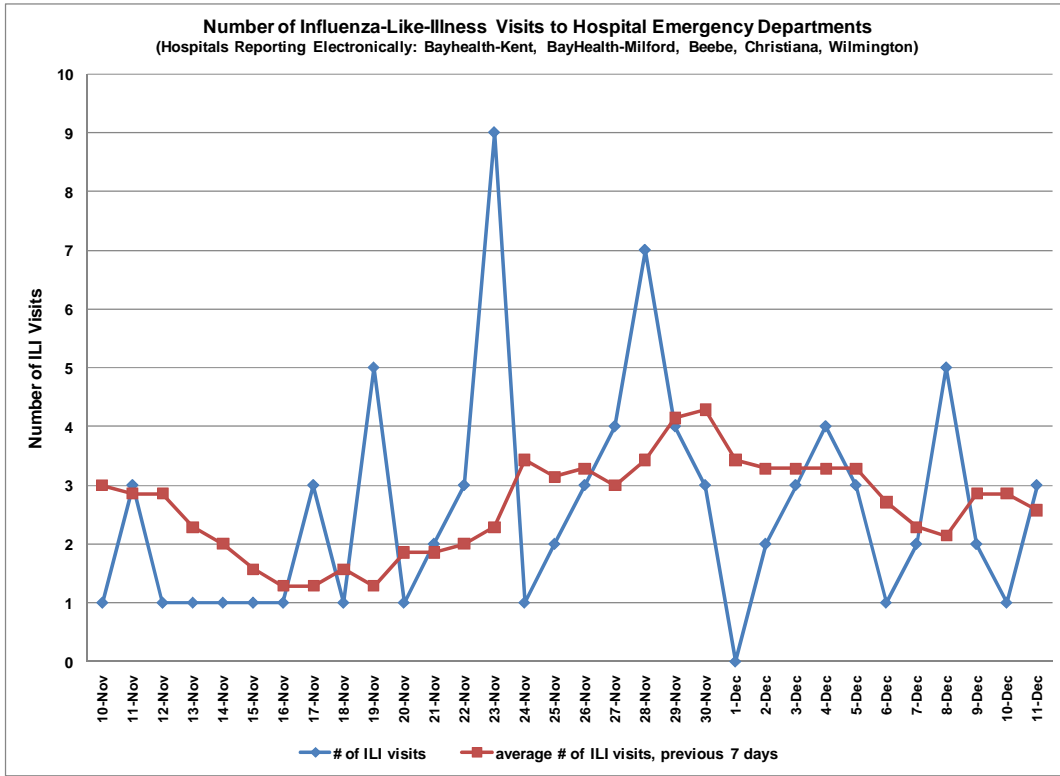
An ILINet (Sentinel) provider conducts surveillance for influenza-like illness (ILI) in collaboration with the state health department and the Centers for Disease Control and Prevention. Data reported by ILINet (Sentinel) providers, in combination with other influenza surveillance data, provide a national and statewide picture of influenza virus and ILI activity in the U.S.

**Influenza-like illness reported from ILINet (Sentinel) Providers
Delaware 2010-2011
6 of 17 Sentinels reporting**

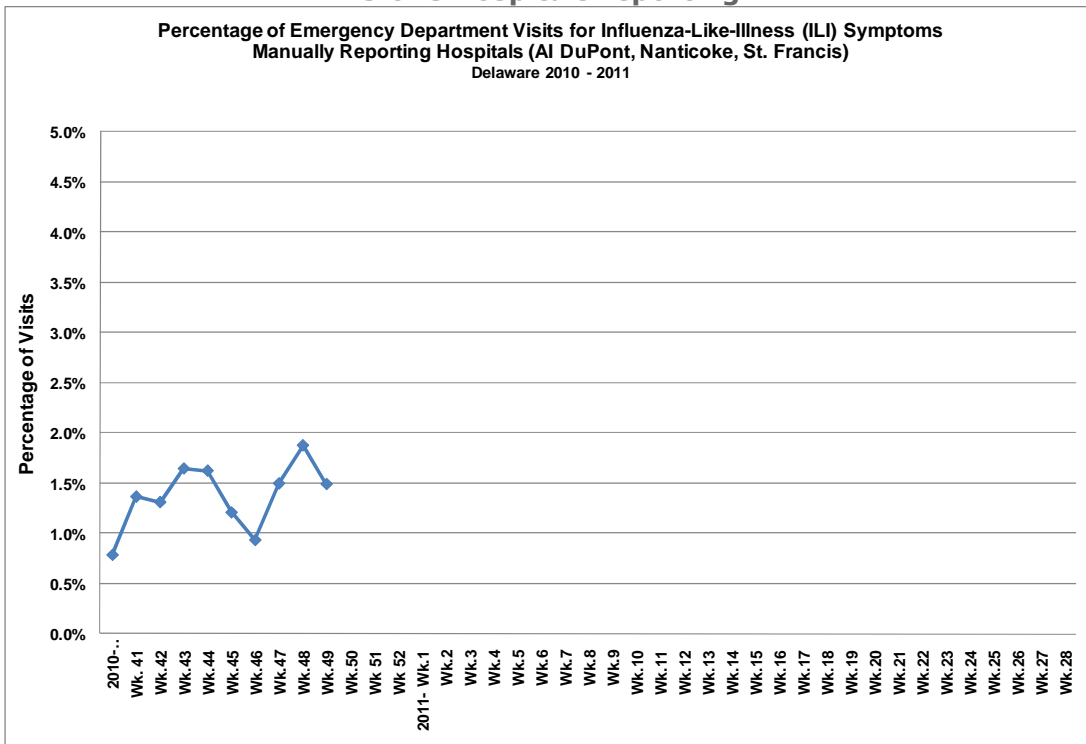


Regional Baseline for 2010-2011 applicable to: Region 3 (Delaware, District of Columbia, Maryland, Pennsylvania, Virginia & West Virginia); baseline= 2.6%.

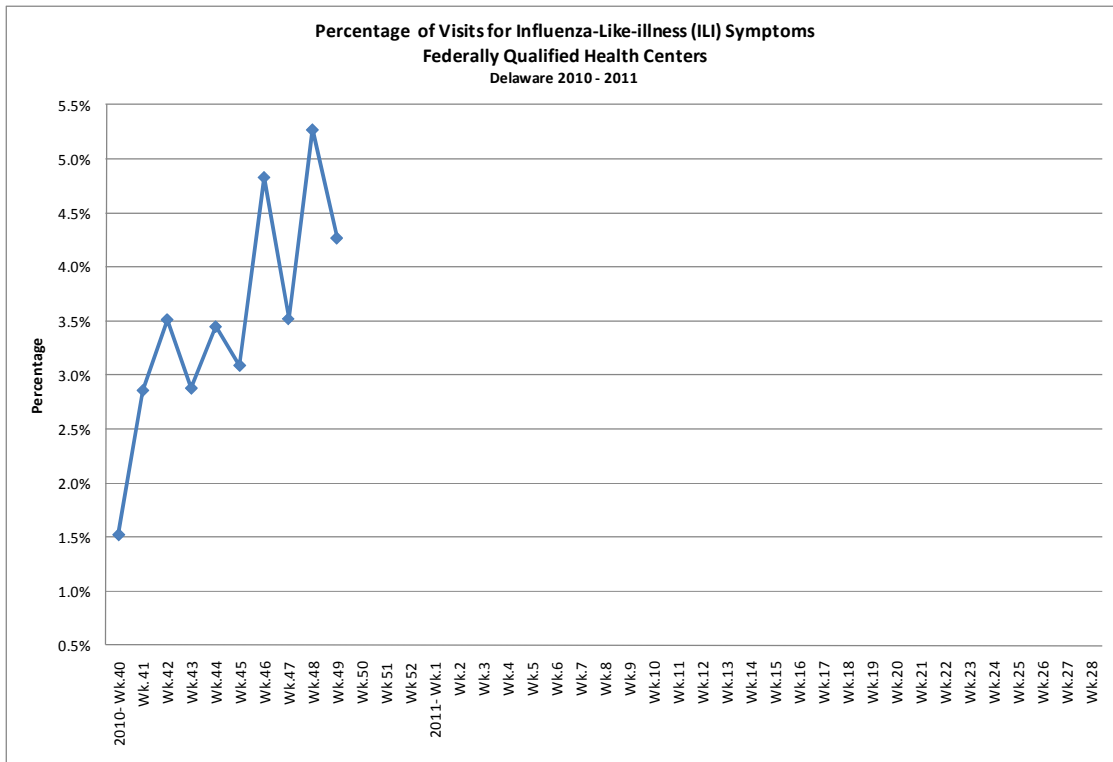
Hospital Electronic Surveillance Data: Delaware 2010-2011 5 of 5 hospitals reporting



Hospital Manual Surveillance Data: Delaware 2010-2011 3 of 3 hospitals reporting



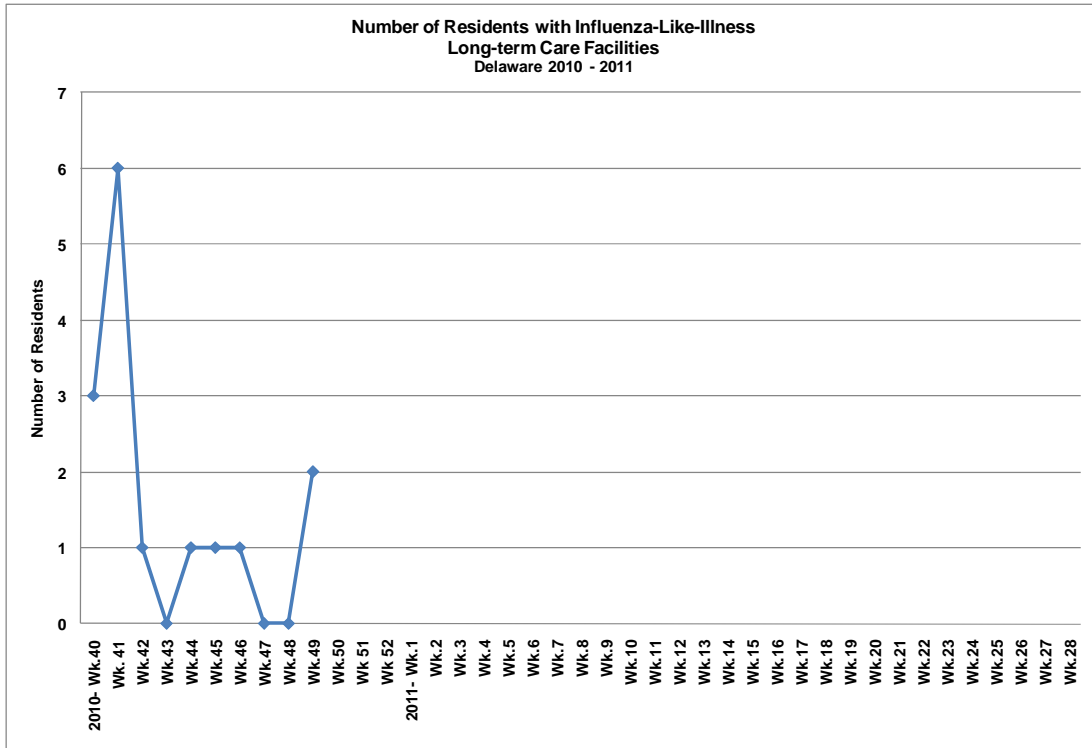
**Influenza-like illness reported from Federally Qualified Health Centers (FQHCs):
Delaware 2010-2011
2 of 2 centers reporting**



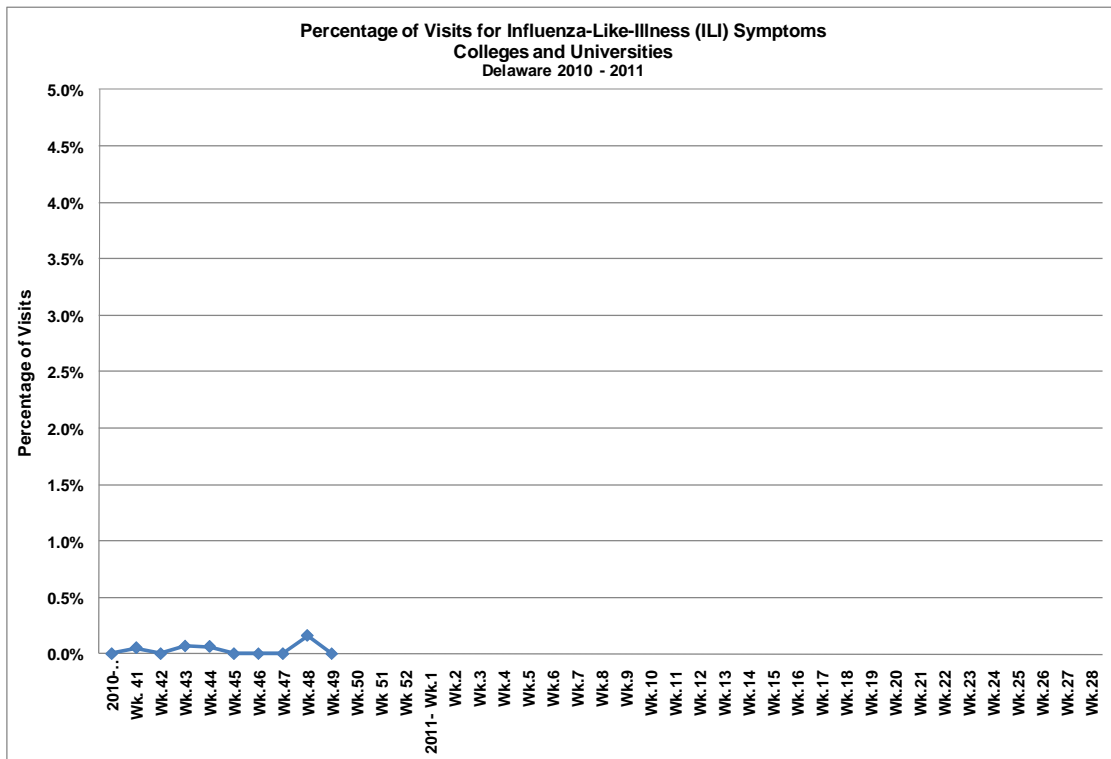
**Influenza-like illness reported from Dover Air Force Base (DAFB):
Delaware 2010-2011
Active Duty & Dependents**

No report yet received for Week 49.

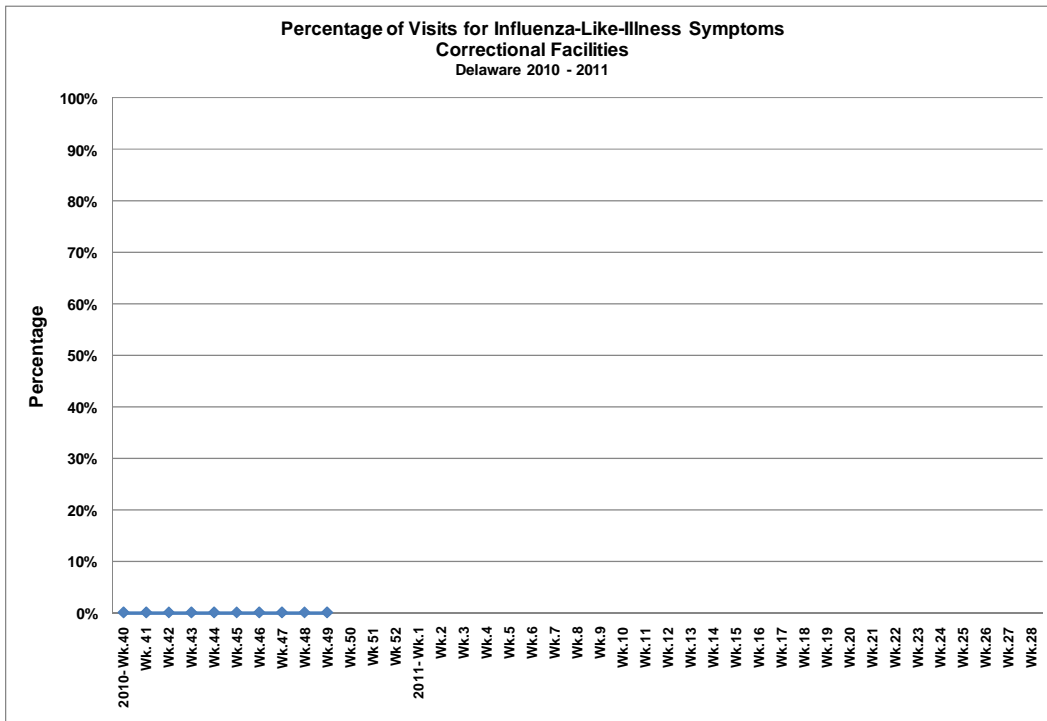
**Influenza-like illness reported from Long-Term Care Facilities (LTCFs):
Delaware 2010-2011
14 of 18 facilities reporting**



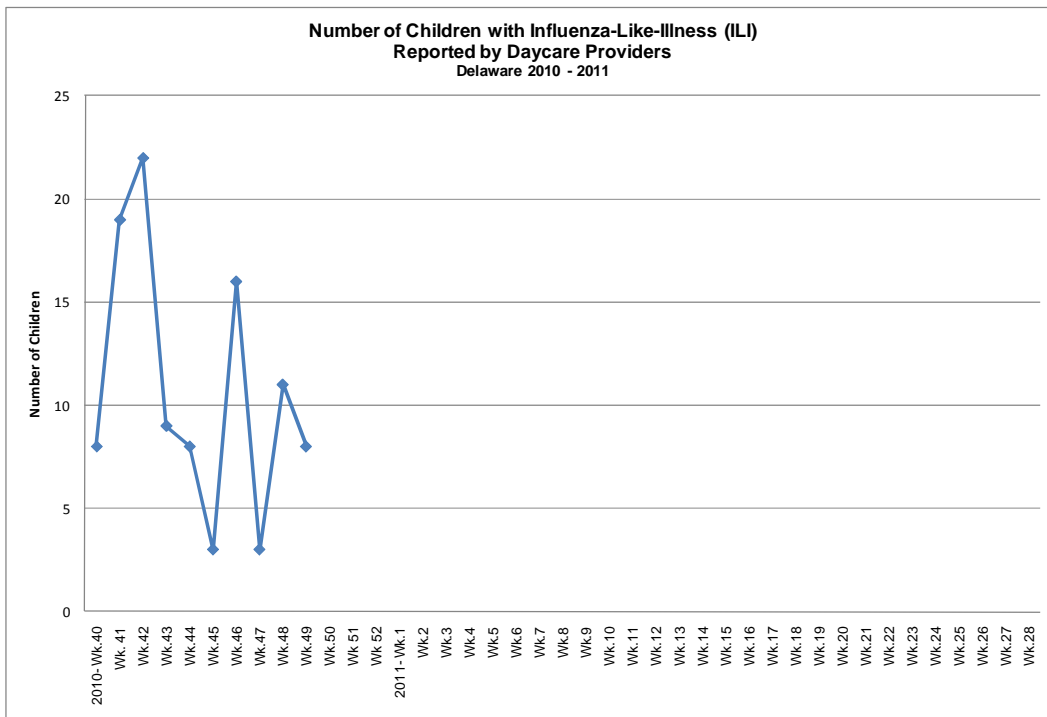
**Influenza-like illness reported from Colleges/Universities: Delaware 2010-2011
1 of 3 schools reporting
(University of Delaware)**



**Influenza-like illness reported from DE Correctional Facilities:
 Delaware 2010-2011
 2 of 4 facilities reporting
 (Howard Young & Sussex Correctional)**



**Influenza-like illness reported from Daycare Providers: Delaware 2010-2011
 6 of 13 providers reporting**



The Division of Public Health is committed to serving you better. If you have not found the answers to your questions, please visit flu.delaware.gov or call (302) 744- 4704.