



Delaware Weekly Influenza Report

MMWR Week 47 (November 21, 2021-November 27, 2021)

Delaware Division of Public Health

National Influenza Synopsis 2021-2022:

National influenza data is updated Friday of each week. Please visit <https://www.cdc.gov/flu/weekly/> for the most current information. The percentage of national respiratory specimens testing positive was at 1.5% this week. No new influenza-associated pediatric deaths were reported to the CDC this week. The total for the 2021-2022 season is zero influenza associated pediatric deaths. This week, National Outpatient ILI data showed 2 jurisdiction experienced moderate influenza-like-illness activity and 1 jurisdiction experienced high or very high influenza-like-illness activity.

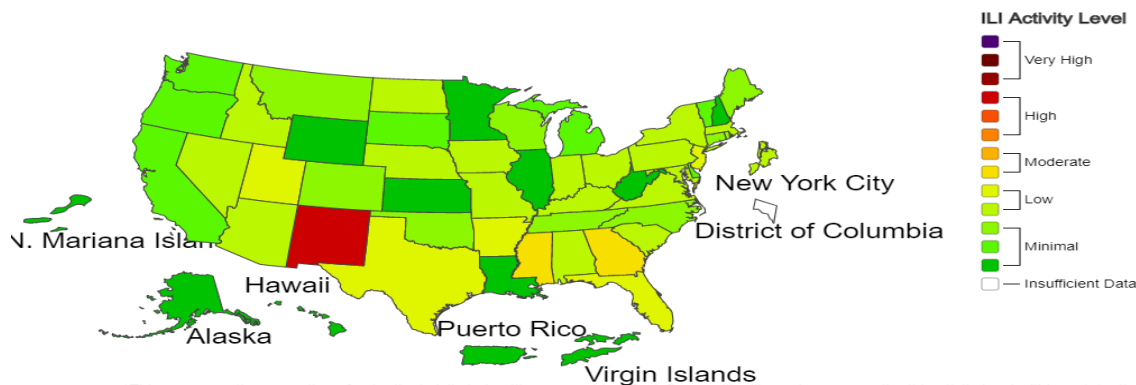


A Weekly Influenza Surveillance Report Prepared by the Influenza Division

Influenza-Like Illness (ILI) Activity Level Indicator Determined by Data Reported to ILINet

This system monitors visits for ILI (fever and cough or sore throat), not laboratory confirmed influenza and may capture patient visits due to other respiratory pathogens that cause similar symptoms.

2021-22 Influenza Season Week 47 ending Nov 27, 2021



*This map uses the proportion of outpatient visits to healthcare providers for influenza-like illness to measure the ILI activity level within a state. It does not, however, measure the extent of geographic spread of flu within a state. Therefore, outbreaks occurring in a single city could cause the state to display high activity levels.

*Data collected in ILINet may disproportionately represent certain populations within a state, and therefore may not accurately depict the full picture of influenza activity for the whole state.

*Data displayed in this map are based on data collected in ILINet, whereas the State and Territorial flu activity map are based on reports from state and territorial epidemiologists. The data presented in this map is preliminary and may change as more data is received.

*Differences in the data presented by CDC and state health departments likely represent differing levels of data completeness with data presented by the state likely being the more complete.

Summary of International Influenza Activity:

- The current influenza surveillance data should be interpreted with caution as the ongoing COVID-19 pandemic has influenced to varying extents health seeking behaviors, staffing/routines in sentinel sites, as well as testing priorities and capacities in Member States. The various hygiene and physical distancing measures implemented by Member States to reduce SARS-CoV-2 virus transmission have likely played a role in reducing influenza virus transmission.
- Globally influenza activity remains low but in comparison with last year a slight increase in influenza detections is noticed.
- In the temperate zones of the northern hemisphere, influenza activity remained at inter-seasonal levels. Both influenza A and B were detected. Severe acute respiratory infections (SARI) as well as respiratory syncytial virus (RSV) were increased and higher than in previous years in some countries.
- In the Caribbean and Central American countries, sporadic influenza A and B virus detections, as well as elevated RSV activity were reported in some countries.
- In tropical South America, no influenza detections were reported, however RSV activity remained elevated in some countries.
- In tropical Africa, a few influenza detections of predominately influenza A and some influenza B viruses were reported. Previously increased activity in West African appeared to continue on a decreasing trend.
- In Southern Asia, the number of influenza virus detections reported was in a similar range to previous seasons with detections of influenza A and B viruses.
- In South-East Asia, few detections of influenza A(H3N2) and influenza B were reported from Malaysia.
- In the temperate zones of the southern hemisphere, influenza activity remained at inter-seasonal levels, with exception of South Africa where increased influenza activity is reported out of season. Elevated RSV activity continued to be reported in some countries.
- Globally, among influenza detections, influenza B viruses predominated.

Influenza Surveillance 2021-2022:

During MMWR Week 47, there were 22 laboratory-confirmed cases of influenza reported among Delaware Residents. Reports of influenza-like-illness (ILI) received from participating providers, facilities, and institutions in Delaware show the ILI rate is at 1.28% compared to Delaware’s 2021-2022 baseline rate of 2.0%. Nationally, 2.4% of visits to a healthcare provider were for ILI, which is below the 2021-2022 national baseline of 2.5%.

Past Influenza Surveillance from 2020-2021:

Last Season, during MMWR Week 47, there was 0 laboratory confirmed cases of influenza among Delaware Residents. The ILI rate was at 0.91% compared to Delaware’s 2020-2021 baseline of 1.9%. The rate nationally for the 2020-2021 season, MMWR Week 47, was 1.6% of visits to a healthcare provider were for ILI compared to the 2020-2021 national baseline of 2.6%.

Past Influenza Surveillance from 2019-2020:

The previous season, during MMWR Week 47, there were 42 laboratory confirmed cases of influenza among Delaware Residents. The ILI rate was 0.15% compared to Delaware’s 2019-2020 baseline of 1.9%. The rate nationally for the 2019-2020 season, MMWR Week 47, was 2.9% of visits to a healthcare provider were for ILI compared to the 2019-2020 national baseline of 2.4%.

Level of Influenza Activity in Delaware, MMWR Week 47

SPORADIC
<p>CDC Definitions:</p> <p>No Activity: No laboratory-confirmed cases² of influenza and no reported increase in the number of cases of ILI.</p> <p>Sporadic: Small numbers of laboratory-confirmed influenza cases or a single laboratory-confirmed influenza outbreak has been reported, but there is no increase in cases of ILI.</p> <p>Local: Outbreaks of influenza or increases in ILI cases and recent laboratory-confirmed influenza in a single region of the state.</p> <p>Regional: Outbreaks of influenza or increases in ILI and recent laboratory-confirmed influenza in at least two but less than half the regions of the state with recent laboratory evidence of influenza in those regions.³</p> <p>Widespread: Outbreaks of influenza or increases in ILI cases and recent laboratory-confirmed influenza in at least half the regions of the state with recent laboratory evidence of influenza in the state.</p> <p><i>Influenza-like illness (ILI) is defined as patients presenting with fever of 100° F or greater, cough and/or sore throat.</i></p>

² Laboratory-confirmed case = case confirmed by viral culture or PCR.

³ Region = population under surveillance in a defined geographical subdivision of a state. Regions typically include several counties. Regional does not apply to states with ≤ four counties.

Summary of Figures for the MMWR Week 47 Report:

	<u>Page</u>
Table 1: Comparison the MMWR Week 47 of the 2019-2020 Influenza Season, 2020-2021 Influenza Season, and current 2021-2022 Influenza Season Confirmed ¹ Influenza Cases Reported Statewide by County	4
Table 2: Comparison of MMWR Week 47 of the 2019-2020 Influenza Season, 2020-2021 Influenza Season, and current 2021-2022 Influenza Season Confirmed ¹ Influenza Cases Reported Statewide by Age	5
Figure 1: Confirmed Cases of Influenza by Type and Subtype/Lineage, Delaware 2021-2022 Influenza Season	6
Table 3: Comparison of the 2019-2020 MMWR Week 47 and the 2021-2022 MMWR Week 47 Influenza-related Hospitalizations and Deaths	6
Table 4: Annual Number of Influenza Cases Reported by Flu Season, Delaware 2004-05 through 2021-22	7
Figure 2: Percentage of Visits for Influenza-Line Illness Reported by Sentinel Providers participating in the U.S. Outpatient ILI Surveillance Network (ILINet), Delaware 2021-2020	8
Figure 3: Percentage of Emergency Department (ED) Visits Due to ILI/Influenza by MMWR Week, Delaware 2021-2022	9
Table 5: Current 2021-2022 Respiratory syncytial virus (RSV) Season Confirmed ¹ Influenza Cases Reported Statewide by County	10
Table 6: Current 2021-2022 Respiratory syncytial virus (RSV) Confirmed ¹ Influenza Cases Reported Statewide by Age	10
Figure 4: Percentage of Emergency Care Visits Due to Respiratory syncytial virus RSV MMWR Week 47, Delaware 2021-2022	11

Table 1: Comparison the MMWR Week 47 of the 2019-2020 Influenza Season, 2020-2021 Influenza Season, and current 2021-2022 Influenza Season Confirmed¹ Influenza Cases Reported Statewide by County

Confirmed Flu Cases by County	2019-2020 Influenza Season			2020-2021 Influenza Season			Current 2021-2022 Influenza Season ³		
	Week 47	YTD ²	YTD County Percentage (%)	Week 47	YTD ²	YTD County Percentage (%)	Week 47	YTD ²	YTD County Percentage (%)
STATEWIDE	42	108	--	0	1	--	22	43	--
New Castle County	28	73	67.59%	0	0	0	14	25	58.14%
Kent County	13	21	19.44%	0	1	100%	1	5	11.63%
Sussex County	1	14	12.97%	0	5	0	7	13	30.23%

¹Influenza Cases are confirmed via PCR testing

²YTD stands for “Year to Date” and represents the cumulative number of cases through the current MMWR Week being assessed for the 2020-21 and 2021-22 influenza seasons, respectively.

³There may be technical discrepancies of reporting numbers week to week due to retroactive reporting or reclassification of cases.

Table 2: Comparison of MMWR Week 47 of the 2019-2020 Influenza Season, 2020-2021 Influenza Season, and current 2021-2022 Influenza Season Confirmed¹ Influenza Cases Reported Statewide by Age

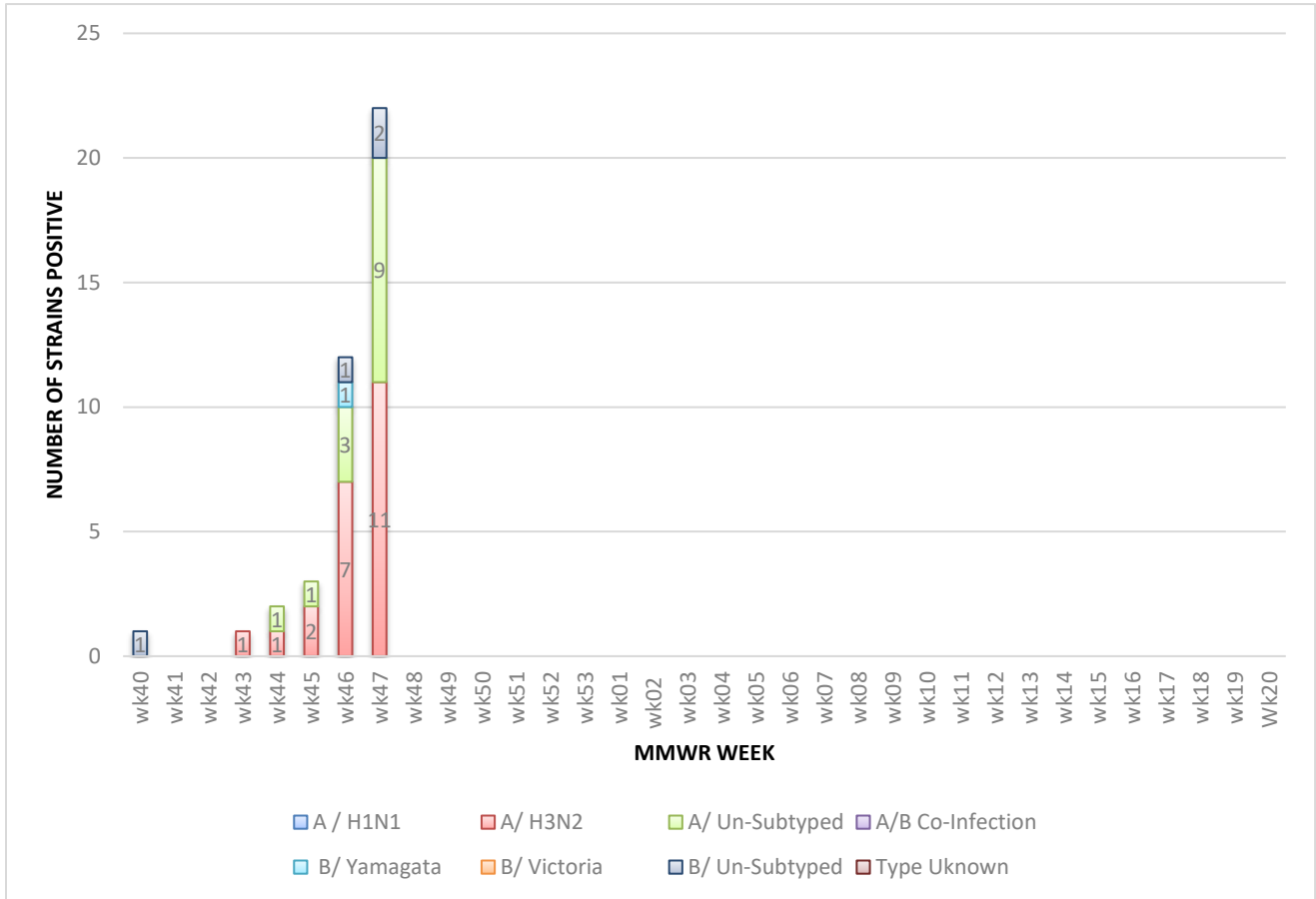
Confirmed Flu Cases by Age Group*		2019-2020 Influenza Season			2020-2021 Influenza Season			Current 2021-2022 Influenza Season		
		Week 47	Total Count	YTD ²	Week 47	Total Count	YTD ²	Week 47	Total Count	YTD ²
STATEWIDE	0-4 years	13	33	108	-	1	1	-	22	43
	5-11 years	-			-			-		
	12-17 years	-			-			-		
	18-34 years	-			-			14		
	35-49 years	-			-			-		
	60-64 years	-			-			-		
	65+years	-			-			-		

¹Influenza Cases are confirmed via PCR testing

²YTD stands for “Year to Date” and represents the cumulative number of cases through the current MMWR Week being assessed for the 2020-21 and 2021-22 influenza seasons, respectively.

*Cell counts with less than 10 cases are suppressed for smaller age groups. Due to suppression guidelines, stratification by age group, within each county, is not shown in the table above.

Figure 1: Confirmed Cases of Influenza by Type and Subtype/Lineage, Delaware 2021-2022 Influenza Season



During MMWR Week 47 for the 2021-2022 Delaware Influenza season, there were 22 confirmed cases of Influenza. Currently in this season the predominate strain of influenza in Delaware is Influenza A H3N2 followed by Influenza A un-subtyped.

Table 3: Comparison of the 2019-2020 MMWR Week 47 and the 2010-2022 MMWR Week 47 Influenza-related Hospitalizations and Deaths Statewide

Hospitalizations and Deaths due to Influenza	2019-2020 Influenza Season				2020-2021 Influenza Season				Current 2021-2022 influenza Season			
	Week 47	YTD Totals ¹	Percentage of Confirmed Cases (%) ²	YTD Percentage of Confirmed Cases (%) ³	Week 47	YTD Totals ¹	Percentage of Confirmed Case (%) ²	YTD Percentage of Confirmed Cases (%) ³	Week 47	YTD Totals ¹	Percentage of Confirmed Cases (%) ²	YTD Percentage of Confirmed Cases (%) ³
Hospitalizations	1	7	2.38%	6.48%	0	0	0	0	1	2	0	4.65%
Deaths	0	0	0	0	0	0	0	0	0	0	0	0

¹YTD stands for “Year to Date” and represents the cumulative number of cases through the current MMWR Week that were hospitalized or died

²Percentage of cases confirmed during the single MMWR Week

³Percentage of cases for the cumulative count of confirmed cases through the influenza season to the current MMWR Week.

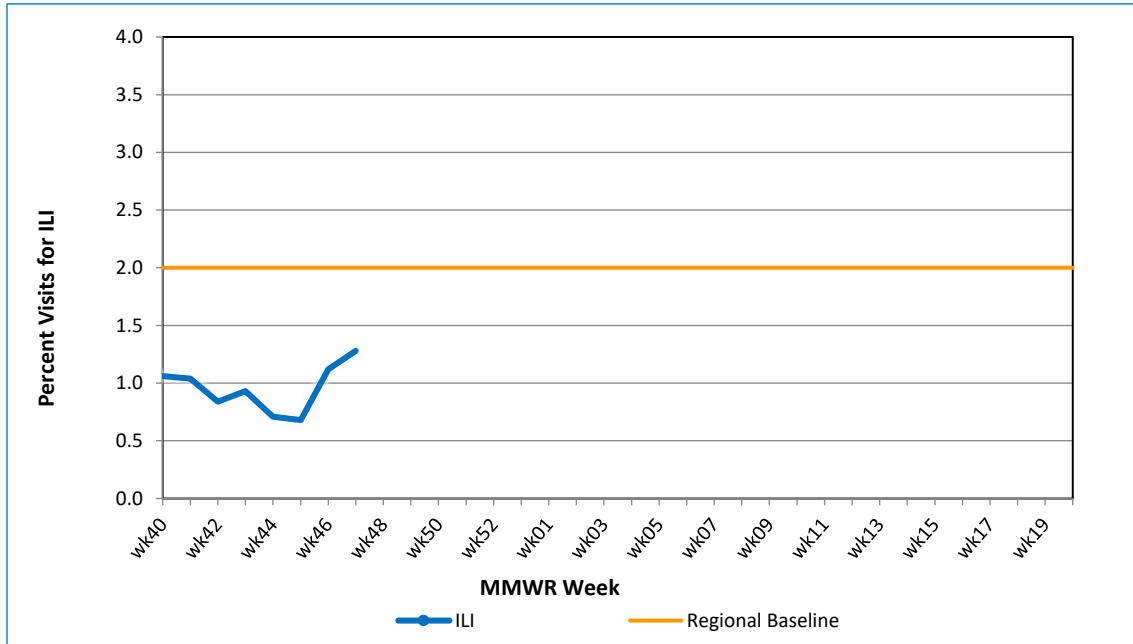
Table 4: Annual Number of Influenza Cases Reported by Flu Season, Delaware 2004-05 through 2021-22

Influenza Season	Total Annual Influenza Cases
2004 – 2005	995
2005 – 2006	541
2006 – 2007	508
2007 – 2008	1,401
2008 – 2009	738
2009 – 2010	2,247
2010 – 2011	1,479
2011 – 2012	267
2012 – 2013	1,781
2013 – 2014	1,843
2014 – 2015	2,390
2015 – 2016	1,843
2016 – 2017	4,590
2017 – 2018	9,050
2018 – 2019	6,387
2019 – 2020	7,075
2020-2021	26
2021-2022 (YTD)	43

U.S. Outpatient Influenza-Like Illness Surveillance Network (ILINet) Sentinel Providers

An ILINet (sentinel) provider conducts surveillance for influenza-like illness (ILI) in collaboration with the Division of Public Health and the Centers for Disease Control and Prevention (CDC). Data reported by ILINet providers, in combination with other influenza surveillance data, provide a national and statewide picture of influenza activity in the U.S.

Figure 2: Percentage of Visits for Influenza-Like Illness Reported by Sentinel Providers¹ participating in the U.S. Outpatient ILI Surveillance Network (ILINet), Delaware 2021-2022

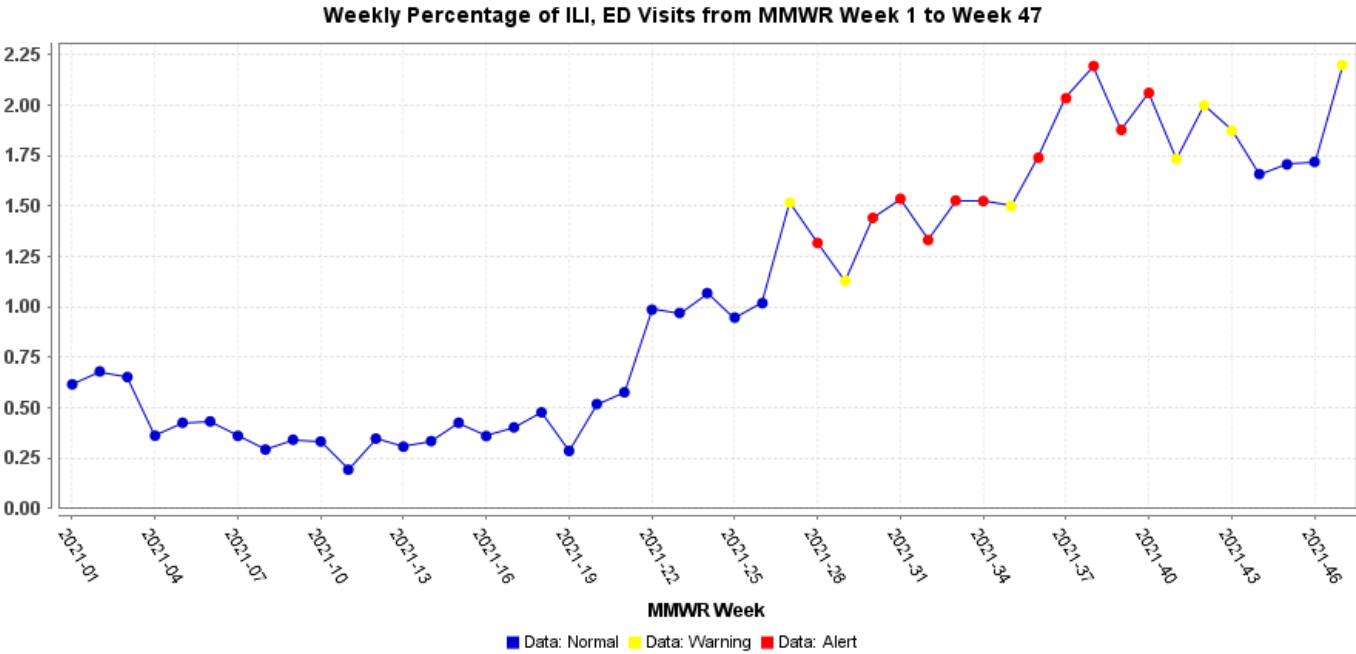


Delaware's regional baseline¹ for healthcare visits relating to ILI symptoms in the 2021-2022 Influenza Season is 2.0 % and the national baseline² is 2.5%. In MMWR Week 47, the amount of ILI related visits reported by sentinel providers in Delaware increased to 1.28% and is below regional and national baselines.

¹The regional baseline is calculated by the CDC using non-influenza weeks from the previous three influenza seasons. Delaware is in Region 3, which also includes DC, MD, PA, VA, and WV.

²The National baseline is calculated by the CDC using non-influenza weeks from the previous three influenza seasons.

Figure 3: Percentage of Emergency Care Visits Due to Influenza-Like Illness MMWR Week 1-Week 47, Delaware 2021



Syndromic data collected from ESSENCE shows that from Week 1 through Week 47, the percentage of ED visits due to ILI symptoms has been increasing from past weeks, and is significantly higher than last year’s season. The percentage of ED visits for ILI for Week 47 was highest in Sussex County (2.8%), followed by Kent County (2.18%), and New Castle County (1.96%).

Additional Respiratory Virus Surveillance

Table 5: Current 2021-2022 Respiratory syncytial virus (RSV) Season Confirmed¹ Influenza Cases Reported Statewide by County

Confirmed RSV Cases by County ³	Current 2021-2022 Respiratory syncytial virus (RSV) Season		
	Week 47	YTD ²	YTD County Percentage (%)
STATEWIDE	0	15	-
New Castle County	0	1	6.67%
Kent County	0	13	86.66%
Sussex County	0	1	6.67%

¹Respiratory syncytial virus, (RSV) Cases are confirmed via PCR testing

²YTD stands for “Year to Date” and represents the cumulative number of cases through the current MMWR Week being assessed for the 2020-21 and 2021-22¹Respiratory syncytial virus, respectively.

³There may be technical discrepancies of reporting numbers week to week due to retroactive reporting or reclassification of cases.

Table 6: Current 2021-2022 Respiratory syncytial virus (RSV) Confirmed¹ Influenza Cases Reported Statewide by Age

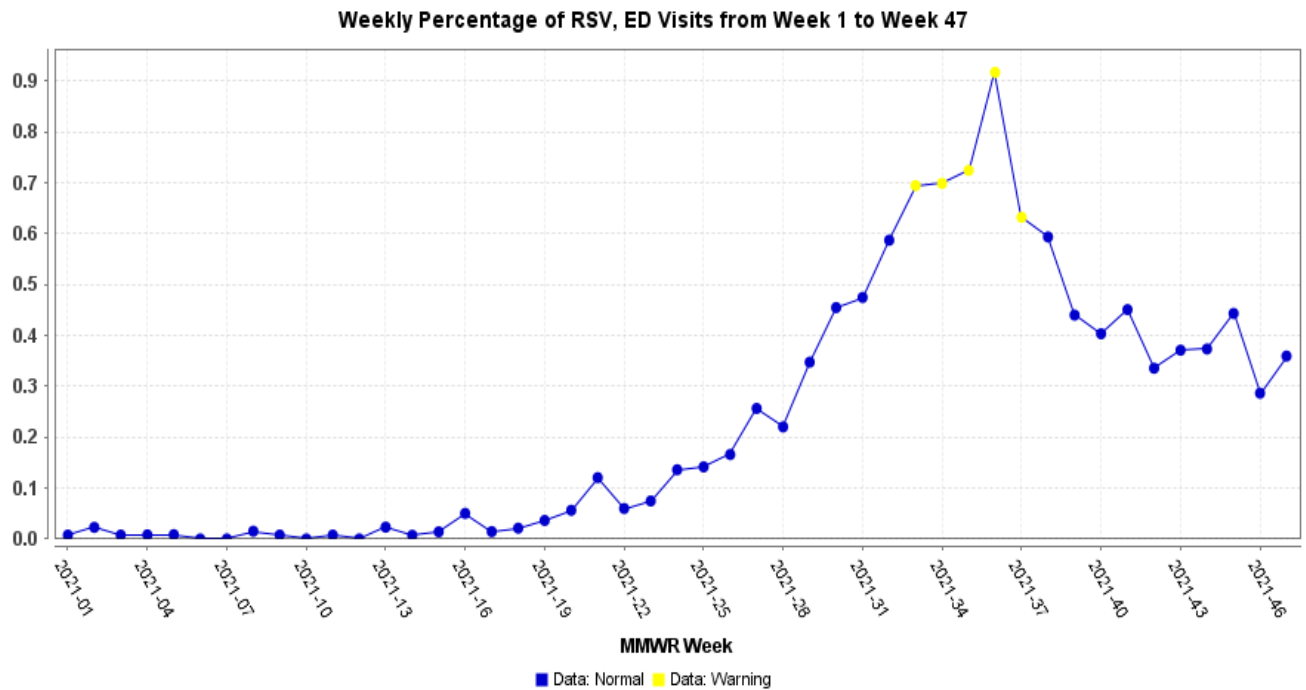
RSV Cases by Age Group*	Current 2021-2022 Respiratory syncytial virus (RSV) Season		
	YTD by Age Group	Total Count Week 47	YTD ²
STATEWIDE			
0-4 years	10	0	15
5-11 years	-		
12-17 years	-		
18-34 years	-		
35-49 years	-		
60-64 years	-		
65+years	-		

¹Respiratory syncytial virus, (RSV) Cases are confirmed via PCR testing

²YTD stands for “Year to Date” and represents the cumulative number of cases through the current MMWR Week being assessed for the 2020-21 and 2021-22 Respiratory syncytial virus seasons, respectively.

*Cell counts with less than 10 cases are suppressed. Due to suppression guidelines, stratification by age group, within each county, is not shown in the table above.

Figure 4: Percentage of Emergency Care Visits Due to Respiratory Syncytial Virus RSV MMWR Week 1 to Week 47, Delaware 2021



Syndromic data collected from ESSENCE shows that from Week 1 through Week 47, the percentage of ED visits due to RSV-related ED* visits has increased from past weeks. The percentage of ED visits for RSV for Week 47 was highest in Kent County (0.57%), followed by New Castle County (0.55%), and Sussex County (0.15%).

*The syndrome is defined a combination of chief complaints and discharge diagnoses

NOTE: Data provided do not reflect the total number of individuals who have been infected with the Influenza virus or Respiratory Syncytial virus in Delaware during the reporting period due to the following factors:

- Many people ill with influenza-like symptoms do not seek medical care.
- Many who do seek medical care are not tested for influenza.
- The Delaware Public Health Laboratory is limited by capacity to processing a maximum of three specimens per day from each reporting entity.

The Delaware Division of Public Health (DPH) is committed to serving you better by providing the most accurate, up-to-date influenza data available.

- For general information on influenza, visit flu.delaware.gov or <http://dhss.delaware.gov/dhss/dph/dpc/immunize-flu.html>.
- For more information on Respiratory syncytial virus (RSV) visit: <https://www.cdc.gov/rsv/index.html>
- For specific information on DPH flu clinics, visit <http://dhss.delaware.gov/dhss/dph/fluclinics.html>.
- For questions on Delaware's weekly flu report, call the DPH Office of Infectious Disease Epidemiology at 302-744-4990.
- For questions regarding influenza vaccination, please call 302-744-1060.